

MSA Quarterly Outlook Report

Q4-2019

In this issue...

The Canadian P&C Industry - 2019 Year-End Roundup

Auto Immunity - A Silver Lining Amid COVID-19

Coronavirus: Limited Claims Impact on Certain P&C Lines but Financial Markets' Volatility Will Affect Investment Portfolios

Circling the Wagons: Consolidating and Bulking Up

Quarterly CatIQ CAT Review

DBRS Ratings Roundup

MSA

Research

Released April 2020

The *MSA Quarterly Outlook Report* is produced by MSA Research, Canada's leading provider of insurance analytics. Subscription information can be found on www.store.msaresearch.com.

Our Readers

This report is subscribed to by thousands of industry professionals including most Canadian insurance/reinsurance companies, commercial brokers, retail brokers, adjusters, regulators, associations, auditors, analysts & TPA's.

All TIC member brokers courtesy of

The logo for Lloyd's, featuring the word "LLOYD'S" in white, serif, all-caps font centered within a solid black rectangular background.

Interested in sponsoring these reports?

If so, please contact Laura Viau:

laura.viau@msaresearch.com

+1 (416) 368-0777 Ext. 25

Sincerely,

Joel Baker,

President and CEO,

MSA Research and

The National Insurance Conference of Canada

joel.baker@msaresearch.com

© 2020 by MSA Research, All rights reserved. No part of this report shall be reproduced or redistributed without prior written consent of the copyright holders. Information contained in this report is deemed to be trustworthy; however, MSA Research does not guarantee its accuracy. No representations or warranties are provided as to the completeness or accuracy of the information presented here. If you are aware of any errors or inaccuracies, you are encouraged to notify any of the contributors so that problems can be rectified.

Printed in Canada ISSN 1929-3194

Introduction


We are pleased to release the fourth quarter 2019 MSA Quarterly Outlook Report covering the Canadian P&C industry. Our mission of providing Canada's insurance professionals with unwavering, unbiased analysis of this dynamic industry remains steadfast. We welcome your comments and feedback regarding any aspect of these reports. You are invited to send your messages to msaquarterly@msaresearch.com.

In this issue, you will find:

- The Canadian P&C Industry - 2019 Year-End Roundup
- Auto Immunity - A Silver Lining Amid COVID-19
- Coronavirus: Limited Claims Impact on Certain P&C Lines but Financial Markets' Volatility Will Affect Investment Portfolios
- Circling the Wagons - Consolidating and Bulking Up
- Quarterly CatIQ CAT Review
- DBRS Ratings Roundup

For comprehensive Q4 company results, please login to MSA's *P&C Researcher Software* platform at www.msaresearch.com.

A D E V I A T I O N S V E R S E



© 2020 MSA Research

www.msaresearch.com

MSA Quarterly Outlook Report Q4-2019 Abstract

Table 1: The Standard Oil Industry - 2019 Year-to-Date Summary. This table provides a comprehensive overview of the industry's performance, including key metrics such as production, consumption, and financial indicators.

1

Table 2: Production and Consumption Summary. This table details the production and consumption of various oil products, including gasoline, diesel, and kerosene, with a focus on regional and national trends.

2

Table 3: Refining and Marketing Summary. This table outlines the refining and marketing activities of major oil companies, including refining capacity, throughput, and marketing volumes.

3

Table 4: US Economic Summary. This table provides a summary of the US economic environment, including key indicators such as GDP, inflation, and interest rates.

4

Table 5: US Market Performance Summary. This table summarizes the performance of the US market, including stock market indices, bond yields, and commodity prices.

5

Table 6: US Market Performance Summary. This table provides a detailed analysis of the US market performance, including a breakdown of market sectors and their respective contributions to overall performance.

6



7

Table 8: US Market Performance Summary. This table provides a detailed analysis of the US market performance, including a breakdown of market sectors and their respective contributions to overall performance.

8



9

Table 10: US Market Performance Summary. This table provides a detailed analysis of the US market performance, including a breakdown of market sectors and their respective contributions to overall performance.

10

Table 11: US Market Performance Summary. This table provides a detailed analysis of the US market performance, including a breakdown of market sectors and their respective contributions to overall performance.

11

Table 12: US Market Performance Summary. This table provides a detailed analysis of the US market performance, including a breakdown of market sectors and their respective contributions to overall performance.

12



13

Table 14: US Market Performance Summary. This table provides a detailed analysis of the US market performance, including a breakdown of market sectors and their respective contributions to overall performance.

14

Table 15: US Market Performance Summary. This table provides a detailed analysis of the US market performance, including a breakdown of market sectors and their respective contributions to overall performance.

15

Table 16: US Market Performance Summary. This table provides a detailed analysis of the US market performance, including a breakdown of market sectors and their respective contributions to overall performance.

16

Table 17: US Market Performance Summary. This table provides a detailed analysis of the US market performance, including a breakdown of market sectors and their respective contributions to overall performance.

17

Table 18: US Market Performance Summary. This table provides a detailed analysis of the US market performance, including a breakdown of market sectors and their respective contributions to overall performance.

18

Table 19: US Market Performance Summary. This table provides a detailed analysis of the US market performance, including a breakdown of market sectors and their respective contributions to overall performance.

19

Table 20: US Market Performance Summary. This table provides a detailed analysis of the US market performance, including a breakdown of market sectors and their respective contributions to overall performance.

20

Table 21: US Market Performance Summary. This table provides a detailed analysis of the US market performance, including a breakdown of market sectors and their respective contributions to overall performance.

21

Table 22: US Market Performance Summary. This table provides a detailed analysis of the US market performance, including a breakdown of market sectors and their respective contributions to overall performance.

22

Table 23: US Market Performance Summary. This table provides a detailed analysis of the US market performance, including a breakdown of market sectors and their respective contributions to overall performance.

23

Table 24: US Market Performance Summary. This table provides a detailed analysis of the US market performance, including a breakdown of market sectors and their respective contributions to overall performance.

24

MSA

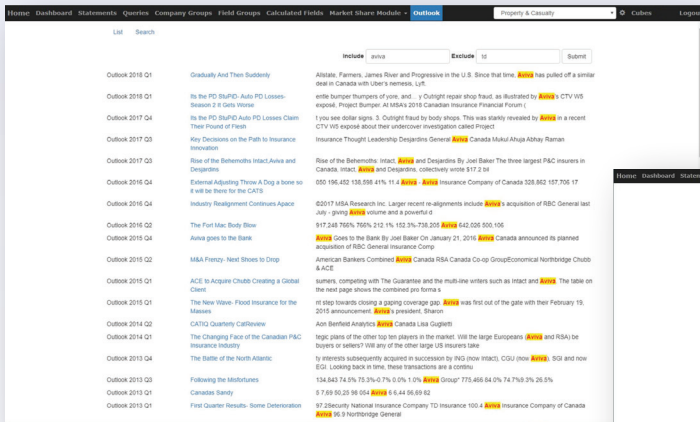
Research

DEFINITIVE INSURANCE INFORMATION FOR INTELLIGENT BUSINESS DECISIONS™

We are pleased to announce three amazing enhancements to the MSA platform experience that are now available!

1 MSA Quarterly Outlook Report Online

Every license of MSA Researcher P&C has a new module with a searchable archive of MSA's Quarterly Reports going back to Q2-2004. This applies to Full and Lite licenses.



Easily search the archive using keywords

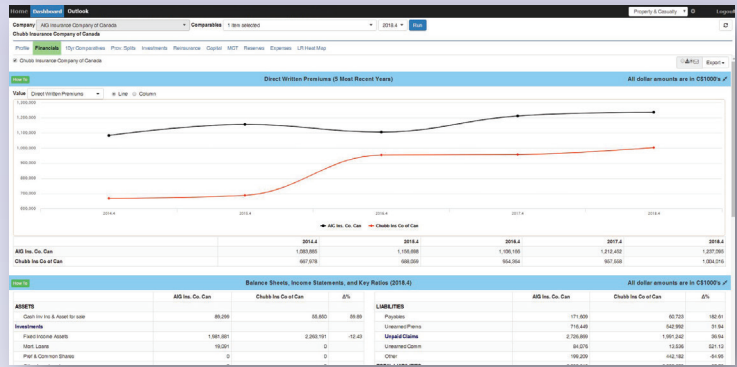


Conveniently browse and read the reports right on the platform.

Visit our new website at:
www.msaresearch.com

2 MSA Researcher Lite

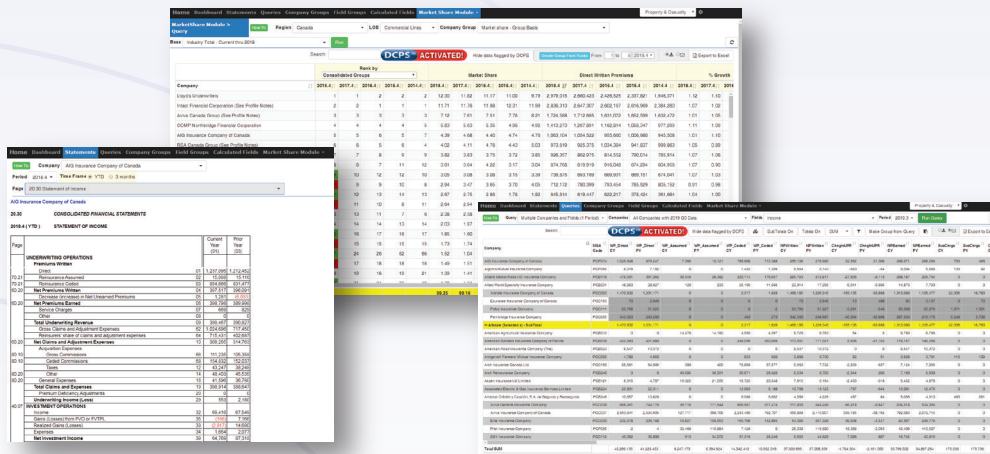
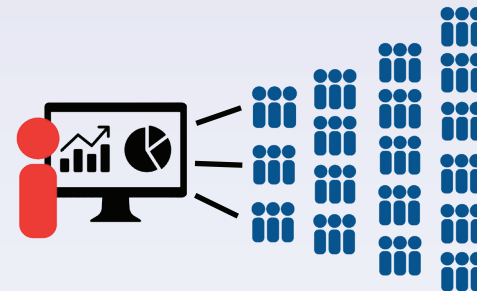
Every license of MSA Researcher is accompanied by a companion Lite license for another user that provides access to MSA Researcher's powerful dashboard and MSA Quarterly Report Online (P&C only).



Lite and Unlimited licenses include the full MSA Researcher Dashboard & MSA's Quarterly Outlook Report Module (P&C only)

3 MSA Researcher Unlimited ∞

Site license subscribers of MSA Researcher can now give MSA Researcher Lite to an unlimited number of their staff, executives and board members. P&C users have access to our Quarterly Report online.



The Full MSA platform also comes with Statement Viewer, Query Engine and Market Share Modules.

For more details, please contact:
 Tesfaye Fekade
 tesfaye.fekade@msaresearch.com
 +1 (416) 368-0777 x23
 www.msaresearch.com

CONFERENCES & EVENTS

Sept. 30-Oct 2, 2020
The Westin,
Ottawa, ON

Now in its 14th year, the NICC is the P&C event of the year. This high level conference addresses the most diverse and complex issues leaders face in the property and casualty insurance sector
niccanada.com



Oct. 19-20, 2020
Metro Toronto
Convention Centre

Canada's preeminent insurance financial forum is back...bigger, better and ready to tackle the industry's thorniest financial issues! It will also include MSA & CatIQ Technical Software Training.
ciff.msaresearch.com



Nov. 9-10, 2020
Beanfield Centre
Toronto

InsurTech North is the leading gathering of P&C and Life/Health Insurtechs, Incumbents, VCs, Accelerators and Policymakers. Don't miss it!
insurtechnorth.com



Feb. 2-3, 2021
Metro Toronto
Convention Centre

CatIQ Connect is a content-driven discussion working to foster collaboration before, during and after catastrophic events.
connect.catiq.com



120 Adelaide Street W. Suite 1420, Toronto, ON, M5H 1T1
Telephone: (416) 368-0777
Email: info@msaresearch.com
www.msaresearch.com